

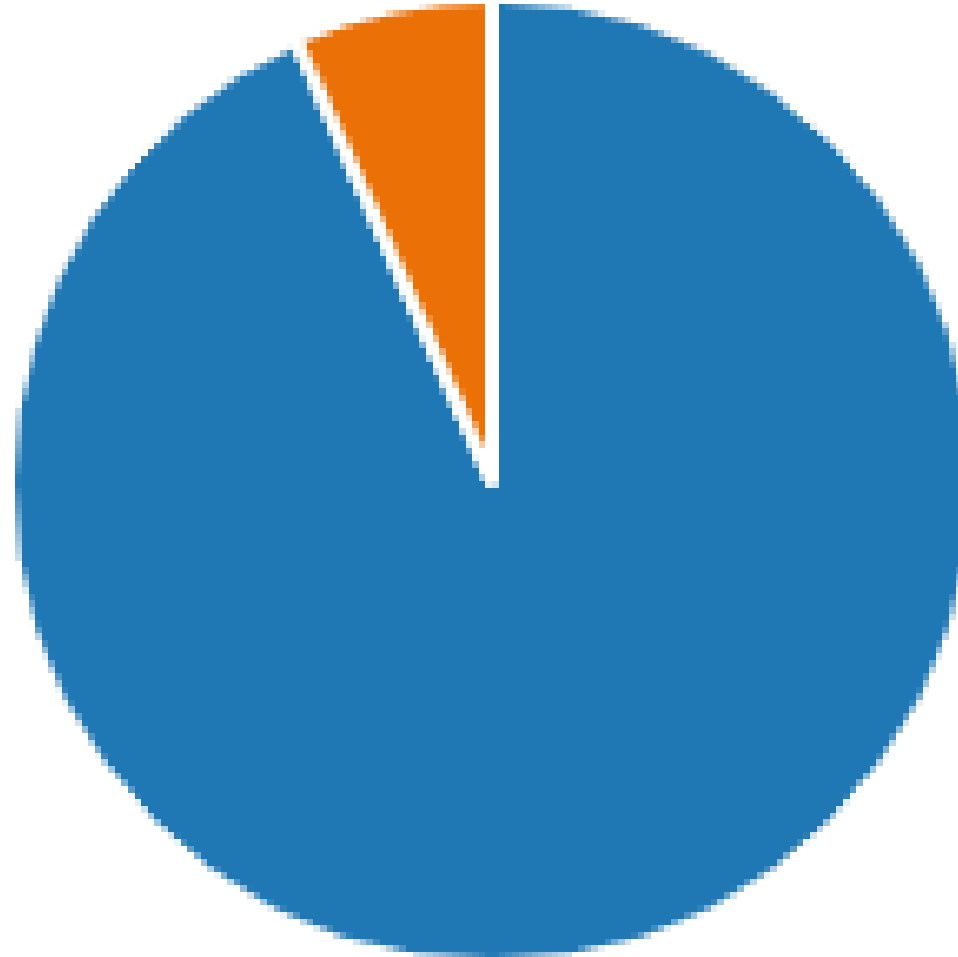
St Oswald's Catholic Primary School
RHE Parental Consultation
Questionnaire Responses

Our Plan Moving Forward

April 2021

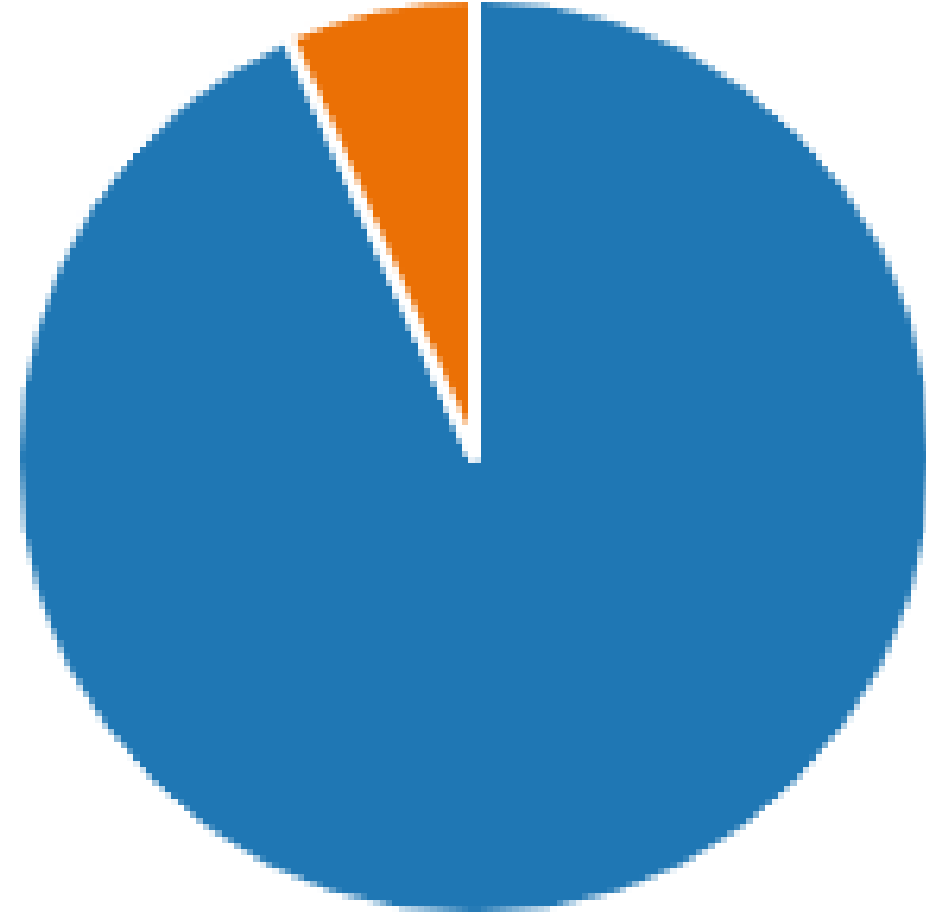
I understand what my child will be taught throughout the programme.

- Agree
- Undecided
- Disagree



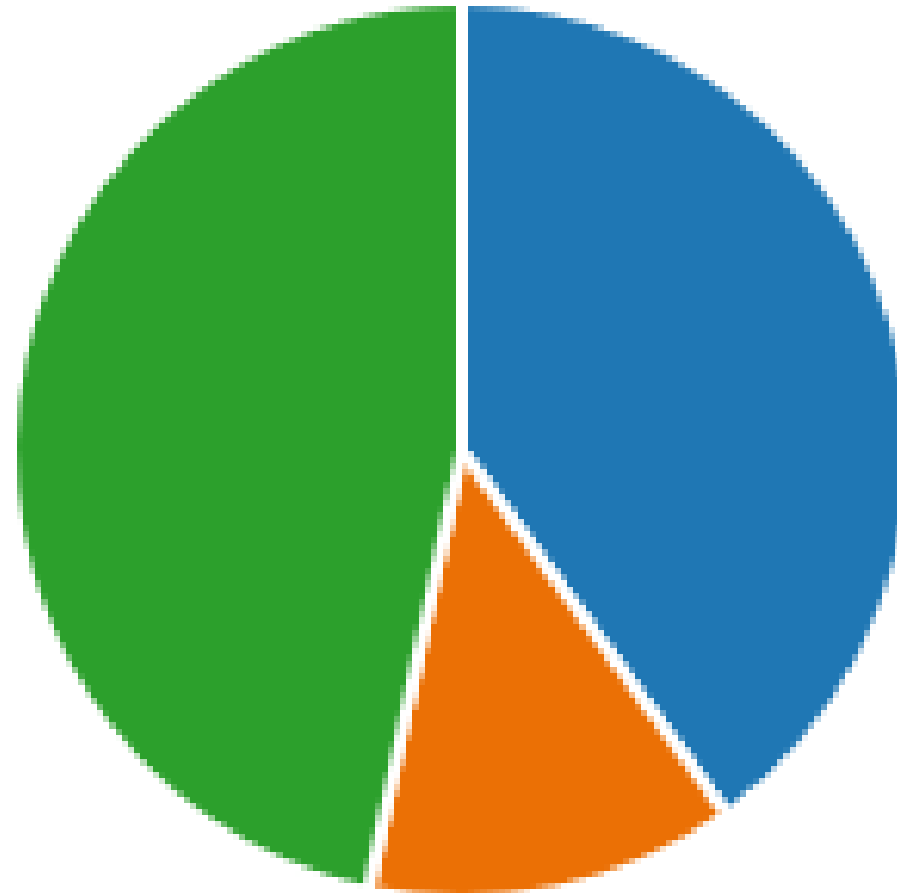
I trust the school's judgment in delivering this programme.

- Agree
- Undecided
- Disagree



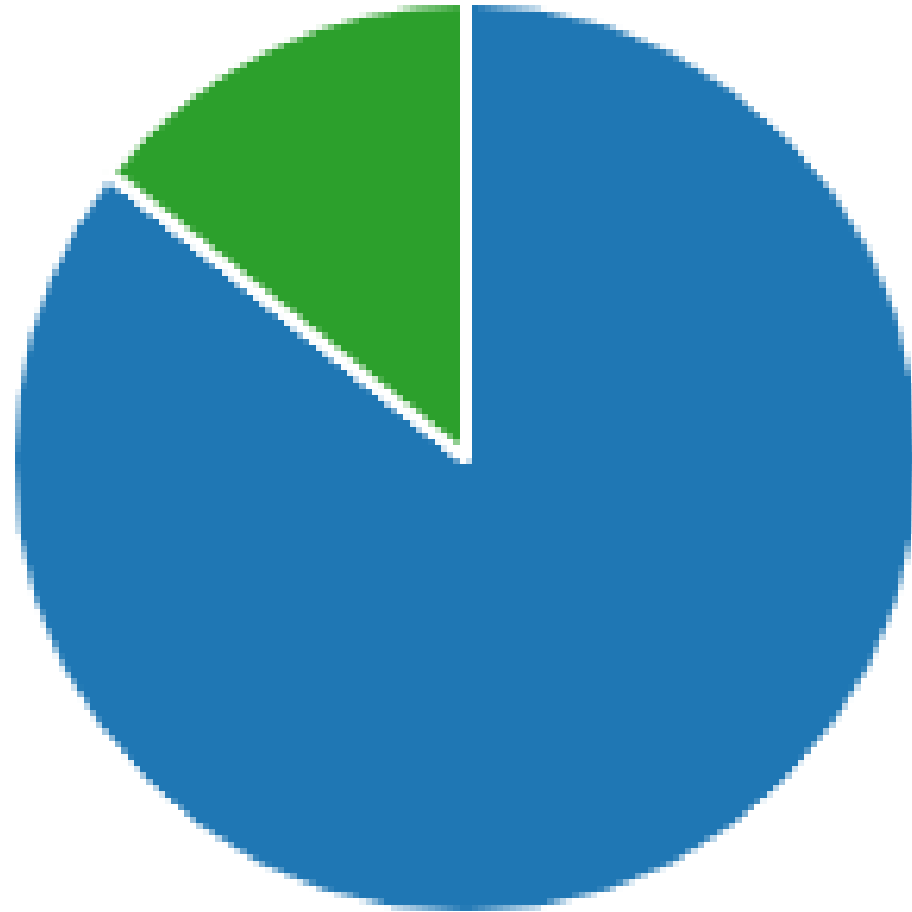
I feel that my child will need additional support in understanding some of this content.

- Agree
- Undecided
- Disagree



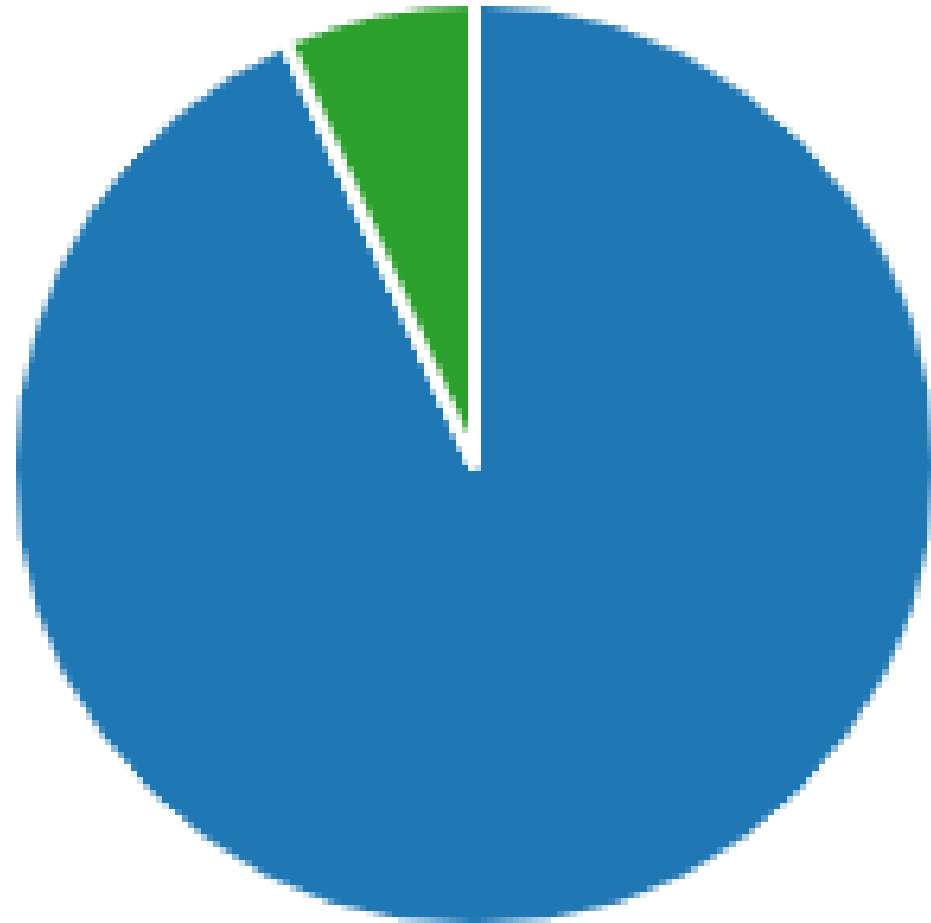
I approve of my child learning the names of external genitalia in KS1.

- Agree
- Undecided
- Disagree

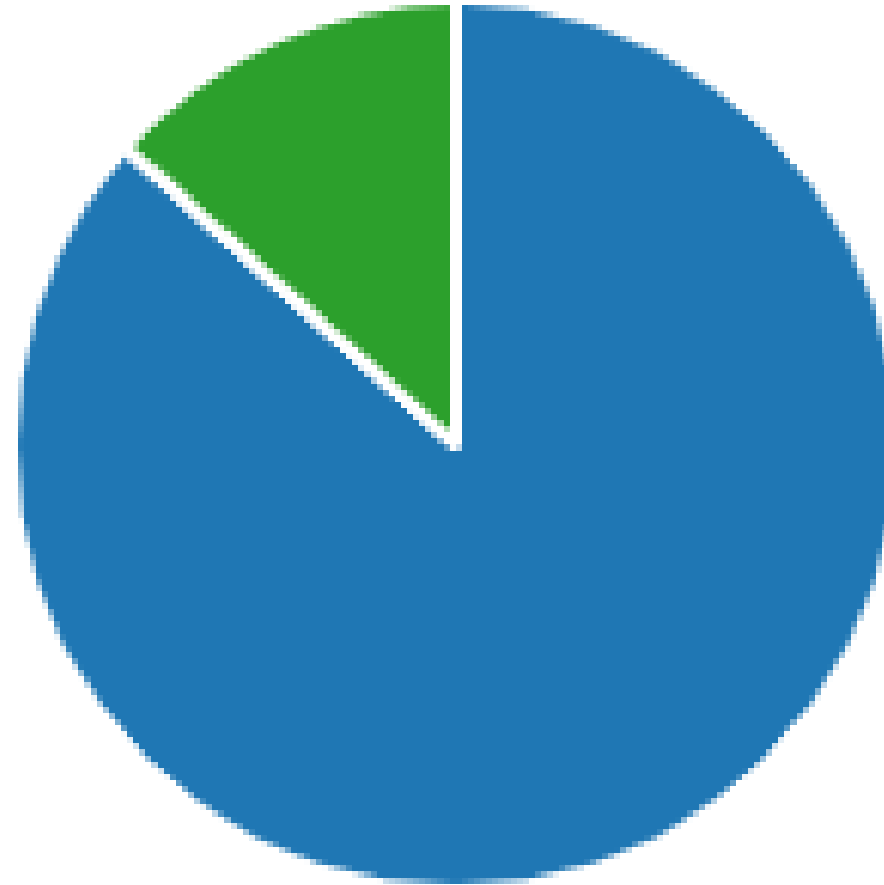


I think Year 4 is a good time to start learning about physical changes during puberty.

- Agree
- Undecided
- Disagree

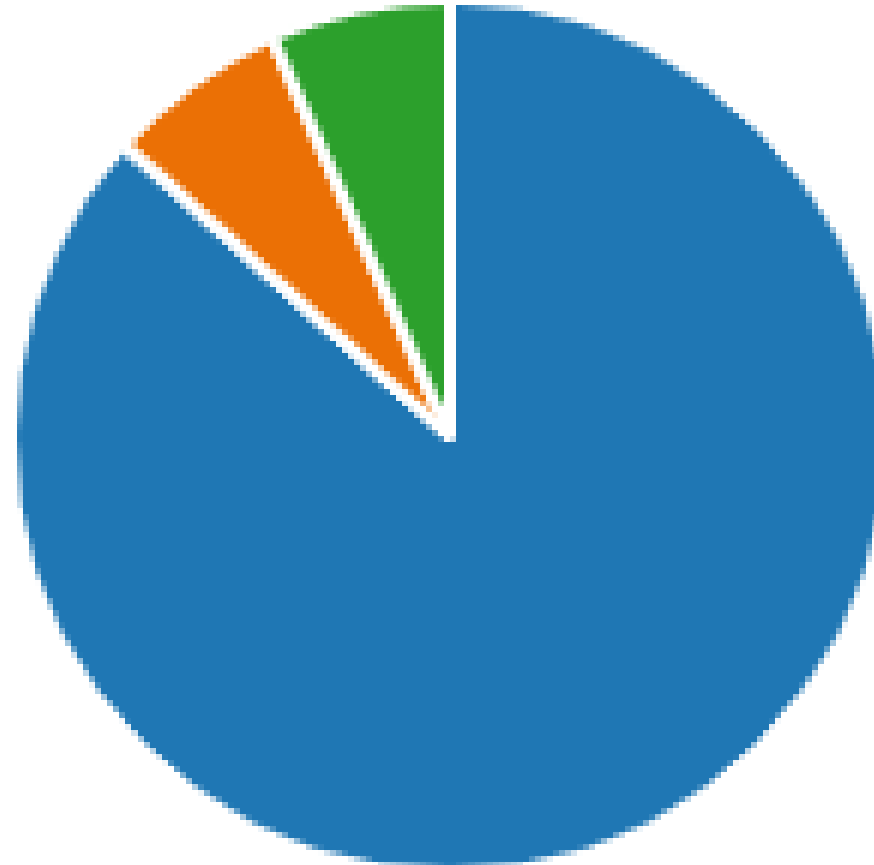


I am happy for my child to be taught about sexual intimacy in Year 6, in a way that is respectful of Catholic beliefs.



In Year 6, I think it is important that potential exposure to pornography is covered from an internet safety perspective.

- Agree
- Undecided
- Disagree



Queries raised from Parental Consultation Questionnaire

'Will there be opportunity for children to revisit any elements of the RHE curriculum that they have 'missed' due to COVID? For example will children in Year 5/6 still have the puberty lessons delivered to them?'

Current DfE guidance states that gaps in knowledge may be evident due to missed learning over the past year. Therefore, schools can plan a contingency curriculum to be delivered this year with what they deem to be essential knowledge for children in each phase of learning. This will ensure children are equipped with the necessary information to enable them to access the essential knowledge they have missed due to COVID and that they need to help them move forward in their RHE progression journey.

A map of our contingency RHE curriculum for the remainder of this academic year is available on the next slide.



Proposed recovery curriculum-RHE sessions for Summer 2021



	Reception	Year 1	Year 2	Year 3	Year 4	Year 5	Year 6
	<ul style="list-style-type: none"> -Handmade in Love -I Am Me -Head, Shoulders, Knees and Toes -Ready Teddy? -Good Feelings and Bad Feelings -My Body, My Rules -Feeling Poorly 	<ul style="list-style-type: none"> -Good Feelings and Bad Feelings -I am Unique -Feelings, Likes and Dislikes -Feelings Inside and Out -Treat Others Well -Say Sorry 	<ul style="list-style-type: none"> -Girls and Boys* -Clean and Healthy -Super Susie Gets Angry -The Cycle of Life* -Being Safe -Good Secrets and Bad Secrets* -Physical Contact* -Harmful Substances -Can You Help Me? 	<ul style="list-style-type: none"> -Girls and Boys* -Clean and Healthy -Super Susie Gets Angry -The Cycle of Life* -Being Safe -Good Secrets and Bad Secrets* -Physical Contact* -Harmful Substances -We Don't Have To Be the Same -What Am I Feeling? -What Am I Looking At? 	<ul style="list-style-type: none"> -What Is Puberty?* -Changing Bodies* -Boy/Girl Discussion Groups* -Life Cycles* -Sharing Online -Chatting Online -Safe In My Body -Drugs, Alcohol and Tobacco* -First Aid Heroes 	<ul style="list-style-type: none"> -What Is Puberty?* -Changing Bodies* Life Cycles* -Calming the Storm -Gifts and Talents -Body Image -Funny Feelings -Emotional Changes -Under Pressure -Do You Want a Piece of Cake? 	<ul style="list-style-type: none"> -What Is Puberty?* -Changing Bodies* -Boy/Girl Discussion Groups* -Calming the Storm -Body Image -Girls' Bodies* -Boys' Bodies* -Spots and Sleep -Seeing Stuff Online* -Making Babies (Part 1)* -Making Babies (Part 2)* -Menstruation * -Types of Abuse* -Impacted Lifestyles -Making Good Choices
	<p>Year 2 objectives taught in Year 3</p> <p>Year 4 objectives taught in Year 5/6</p> <p>Year 5 objectives taught in Year 6</p>						

Queries raised from Parental Consultation Questionnaire

'Is there an option to withdraw children from certain lessons and let parents deliver the content?'

As RHE is now a statutory part of the National Curriculum in primary schools, we are required by law to deliver the programme to our children.

There is no right of parental withdrawal from Relationships Education or Health Education elements. Parents do have the right to withdraw from some, or all, of the sex education, outside of the mandatory requirements i.e. that stated in the Science national curriculum. The mandatory National Curriculum Requirements can be found on the next slide.

It is important to stress that the delivery of the RHE curriculum is very much a combined effort between school and home. We aim to ensure that parents are comfortable that the delivery of the learning material in school is done in an age-appropriate manner and always with a conscious awareness of the children and families we have in our care.

Parents will be informed prior to the teaching of any lessons which may have non-statutory content and invited to view the learning materials on the 'Life to the Full' Parent Portal so they can make an informed decision about whether they wish to withdraw their child from the session. A text/email will also be sent prior to any lessons taught which may have sensitive content so parents are able to view the lesson content and anticipate any discussions they may wish to have prior to or after the lesson has been taught. A full overview of units can be seen on slide 13 with information relating to lessons with statutory and sensitive content.

National Curriculum Science Statutory Elements

Key Stage 1

- Identify, name, draw and label the basic parts of the human body and say which part of the body is associated with each of the senses.
- Notice that animals including humans have offspring which grow into adults.
- Describe the basic needs of animals including humans for survival.

Key Stage 2

- Describe the differences in life cycles of a mammal, amphibian, insect and bird.
- Describe the life process of reproduction in some plants and animals.
- Describe the changes that take place as humans develop, including the changes that are experienced in puberty.



Whole School Core Subjects Overview-RHE sessions



	Reception	Year 1	Year 2	Year 3	Year 4	Year 5	Year 6
Autumn	-Handmade in Love -I Am Me -Head, Shoulders, Knees and Toes -Ready Teddy?	-Let the Children Come to Me -I am Unique	- Girls and Boys* -Clean and Healthy	-Get Up -The Sacraments -We Don't Have To Be the Same	- What Is Puberty?* - Changing Bodies* - Boy/Girl Discussion Groups*	- <i>Calming the Storm</i> -Gifts and Talents	- Girls' Bodies* - Boys' Bodies* - Spots and Sleep*
Spring	-I Like, You Like, We All Like -Good Feelings and Bad Feelings -Let's Get Real -Growing Up -Role Model -Who's Who? -You've Got a Friend in Me -Forever Friends	-Feelings, Likes and Dislikes -Feelings Inside and Out -God Loves You -Special People -Treat Others Well -Say Sorry	-Super Susie Gets Angry - The Cycle of Life* - Being Safe* - Good Secrets and Bad Secrets* - Physical Contact* - Harmful Substances -Can You Help Me?	-What Am I Feeling? -What Am I Looking At? -I am Thankful -Jesus My Friend -Friends, Families and Others - When Things Feel Bad	-Life Cycles	- Body Image - Funny Feelings* - Emotional Changes -Is God Calling You? - Under Pressure -Do You Want a Piece of Cake? Self Talk	- Seeing Stuff Online* - Making Babies (Part 1)* - Making Babies (Part 2) - Menstruation*
Summer	-Safe Inside and Out -My Body, My Rules -Feeling Poorly -People Who Help Us -God Is Love -Loving God, Loving Others -Me, You, Us	-Three in One -Who is My Neighbour?	-The Communities We Live in	-A Community of Love -What Is the Church?	- Sharing Online - Chatting Online - Safe In My Body* - Drugs, Alcohol and Tobacco* -First Aid Heroes -How Do I Love Others?	-The Trinity -Catholic Social Teaching	-Sharing Isn't Always Caring -Cyberbullying - Types of Abuse* - Impacted Lifestyles* - Making Good Choices -Giving Assistance -Reaching Our Potential

- *Parents will be informed prior to these statutory lessons being taught in school.
- **Parents will be informed prior to these lessons being taught in school as they may contain sensitive content.**

Queries raised from Parental Consultation Questionnaire

'I watched the video on sexual intimacy. The video presents various scenarios where children and their parents discuss sex. The information provided to age 10-11 year olds is incomplete for what I believe they need to prepare them for teenage years. The science is missing as to how babies are made. If my child watched this I would want to fill in all the gaps.'

The RHE curriculum is taught alongside the Science curriculum which will ensure scientific understanding of reproductive processes is taught to children as well as the elements included in the RHE programme.

Ten Ten place a strong emphasis on families as the primary educators of the RHE curriculum and therefore encourage parents and carers to engage with the parent portal so they are aware of the depth to which subject matter is covered. This can enable further discussions at home if they are necessary and appropriate for individual children.

As a school, we aim to nurture an understanding of open communication in our children with regard to the content of the RHE curriculum and a reassurance that asking questions is ok. We aim to answer questions in an honest, age appropriate manner in line with the teachings of the Catholic Church and the guidance set out by Ten Ten but would also ensure we emphasised the importance of open communication at home and encourage children to ask questions at home as well. Teaching staff would always contact parents if children had particular questions they felt may need a follow up conversation at home.

Queries raised from Parental Consultation Questionnaire

'As Ten Ten is a RHE programme in line with teachings of the Catholic Church, how will different types of relationships, families and sexuality be represented?'

Ten Ten offers a comprehensive and broad RHE curriculum for schools to follow, however both they, and we, are aware that children, families and relationships are all different.

As a school, we take pride in the fact we have a strong understanding and knowledge of our children and their circumstances; their well being is our absolute priority.

As with all of our subjects, we aim to provide an inclusive curriculum offer to all and would always ensure that lesson content is delivered in an appropriate, mindful and inclusive way to support the learning and development of all children.

We would encourage any parent with any concerns regarding the inclusivity of the RHE programme to contact school for a confidential chat with either Mrs Morris (RHE curriculum lead) or your child's class teacher, to ensure that you and your child are comfortable with how any particular aspects of the programme will be delivered in school.

Our Plan Moving Forward

- Our Contingency RHE Curriculum will be delivered in school after the summer half term.
- Notifications will be sent out to parents prior to any lessons which may contain sensitive subject matter.
- The Ten Ten Parent Portal is available for parents to view all learning materials.

If you have any questions or concerns regarding the 'Life to the Full' programme or the delivery of the RHE curriculum, please do not hesitate to contact Mrs Morris.

Guide to Using the Parent Portal



Online
Parent
Portal



Enter Primary Schools

[Link here](#)

Username: st-oswalds-ne3

Password: sage-hall



Online
Parent
Portal

Click here to view lesson content specific to these year groups.

- Pre-school and Reception
- Years 1 & 2
- Years 3 & 4
- Years 5 & 6

A video player interface with an orange background. In the top left corner, it says 'Ten Ten Resources'. In the center, the 'Life to the Full' logo is displayed in white. At the bottom, the text 'Model Catholic RSE Curriculum - the Catholic Education Service' is visible next to a small cartoon character of a boy with a blue face. The video player controls at the bottom include a play button, a progress bar showing '10:45', and icons for volume, settings, and full screen.

General introduction to the scheme for parents.



How it works

1. Your school will tell you when they are covering these Units with your child(ren)
2. Click on the images below to review the content
3. You may like to say the associated Prayer for the Unit with your child(ren)
4. You may like to engage in one of the **Suggested Home Activities**.

Below you will find links to the units of **Life to the Full** which will be covered in Years 1 and 2. Your school will decide when each unit is delivered and they will communicate with parents about the stages of the programme that their children are undertaking. During these times, you can then look at these pages and, if you wish, engage in some of the **Suggested Activities** for home. Each unit also has an associated prayer which you can say with your children.


Module One: Created and Loved by God

Created and Loved by God explores the individual. Rooted in the teaching that we are made in the image and likeness of God, it helps children to develop an understanding of the importance of valuing themselves as the basis for personal relationships.


Unit 1: Religious Understanding



Unit 2: Me, My Body, My Health



Unit 3: Emotional Well-Being



Unit 4: Life Cycles



Modules linked to your child's learning phase. Click here to view individual lessons. Lesson titles for each year group available on next slides.

EYFS Pathway

Week	Module and Unit	Session Title	Session Length (approx.)
Autumn II	EYFS, Module 1, Unit 1	Story Sessions: Handmade With Love	5 x 15-minute sessions over 5 days
	EYFS, Module 1, Unit 2	Session 1: I Am Me	15 minutes
		Session 2: Heads, Shoulders, Knees and Toes	15 minutes
		Session 3: Ready Teddy?	15 minutes
Spring I	EYFS, Module 1, Unit 3	Session 1: I Like, You Like, We All Like!	15 minutes
		Session 2: Good Feelings, Bad Feelings	15 minutes
		Session 3: Let's Get Real	15 minutes
	EYFS, Module 1, Unit 4	Session 1: Growing Up	15 minutes
Spring II and Summer I	EYFS, Module 2, Unit 1	Session 1: Role Model	2 x 15-minute sessions
	EYFS, Module 2, Unit 2	Session 1: Who's Who?	15 minutes
		Session 2: You've Got a Friend in Me	15 minutes
		Session 3: Forever Friends	15 minutes
	EYFS, Module 2, Unit 3	Session 1: Safe Inside and Out	15 minutes
		Session 2: My Body, My Rules	15 minutes
		Session 3: Feeling Poorly	15 minutes
		Session 4: People Who Help Us	15 minutes
Summer II	EYFS, Module 3, Unit 1	Session 1: God is Love	15 minutes
		Session 2: Loving God, Loving Others	15 minutes
	EYFS, Module 3, Unit 2	Session 1: Me, You, Us	15 minutes

KS1 Pathway

* Year 1 lessons

Year 2 lessons

Term	Module and Unit	Session Title	Session Length (approx.)
Autumn II	KS1, Module 1, Unit 1	Story Sessions: Let the Children Come	5 x 10-minute sessions over 5 days
	Religious Understanding	Session 1: I am Unique	30 minutes
		Session 2: Girls and Boys *	30-40 minutes
		Session 3 & 4: Clean & Healthy	40 minutes (2 sessions)
Spring I	KS1 Module 1, Unit 3	Session 1: Feelings, Likes and Dislikes	40 minutes
		Session 2: Feeling Inside Out	30 minutes
		Session 3: Super Susie Gets Angry	40 minutes
	KS1 Module 1 Unit 4	Session 1: The Cycle of Life *	30 minutes
Spring II	KS1, Module 2, Unit 1	Session 1: God Loves You	40 minutes
	KS1, Module 2, Unit 2	Session 1: Special People	30 minutes
		Session 2: Treat Others Well...	35 minutes
		Session 3: ...And Say Sorry	30 minutes
Summer I	KS1, Module 2, Unit 3	Session 1: Being Safe *	35 minutes
		Session 2: Good Secrets and Bad Secrets *	35 minutes
		Session 3: Physical Contact *	45 minutes (or 2 x 25 minutes)
		Session 4: Harmful Substances	30 minutes
		Session 5: Can You Help Me?	40 minutes (can be split into 2 sessions)
Summer II	KS1, Module 3, Unit 1	Session 1: Three in One	25 minutes
		Session 2: Who Is My Neighbour?	30 minutes
	KS1, Module 3, Unit 2	Session 1: The Communities We Live In	35 minutes

LKS2 Pathway

* Year 3 lessons

Year 4 lessons

Term	Module and Unit	Session Title	Session Length (approx.)
Autumn II	LKS2 Module 1, Unit 1	Session 1: Get Up!	5 x 15-minute sessions over 5 days
		Session 2: The Sacraments	45 minutes
	LKS2 Module 1, Unit 2	Session 1: We Don't Have To Be The Same	45 minutes
		Session 2: Respecting Our Bodies	45 minutes
		Session 3: What is Puberty? Year 4 only *	45 minutes
		Session 4: Changing Bodies Year 4 only *	45 minutes
		Session 5: Boy/Girl Discussion Groups Year 4 only *	45 minutes
Spring I	LKS2 Module 1, Unit 3	Session 1: What Am I Feeling?	45 minutes
		Session 2: What Am I Looking At?	45 minutes
		Session 3: I Am Thankful!	45 minutes
	LKS2 Module 1, Unit 4	Session 1: Life Cycles	45 minutes
Spring II	LKS2 Module 2, Unit 1	Story Sessions: Jesus, My Friend	5 x 15-minute sessions over 5 days
	LKS2 Module 2, Unit 2	Session 1: Friends, Family and Others	45 minutes
		Session 2: When Things Feel Bad	45 minutes
Summer I	LKS2 Module 2, Unit 3	Session 1: Sharing Online	45 minutes
		Session 2: Chatting Online	45 minutes
		Session 3: Safe in My Body *	45 minutes
		Session 4: Drugs, Alcohol and Tobacco *	45 minutes
		Session 5: First Aid Heroes	45 minutes
Summer II	LKS2 Module 3, Unit 1	Session 1: A Community of Love	30 minutes
		Session 2: What is the Church?	45 minutes
	LKS2 Module 3, Unit 2	Session 1: How Do I Love Others?	50 minutes


UKS2 Pathway

* Year 5 lessons

Year 6 lessons

Week	Module and Unit	Session Title	Session Length (approx.)
Autumn II	UKS2 Module 1, Unit 1	Story Sessions: Calming the Storm	5 x 15-minute sessions over 5 days
	UKS2 Module 1, Unit 2	Session 1: Gifts and Talents	45-60 minutes
		Session 2: Girls' Bodies *	45-60 minutes
		Session 3: Boys' Bodies *	45-60 minutes
		Session 4: Spots and Sleep *	45-60 minutes
Spring I	UKS2 Module 1, Unit 3	Session 1: Body Image	45-60 minutes
		Session 2: Funny Feelings	45-60 minutes
		Session 3: Emotional Changes	45-60 minutes
		Session 4: Seeing Stuff Online *	45-60 minutes
	UKS2 Module 1, Unit 4	Session 1: Making Babies (Part 1) *	45-60 minutes
		Session 2: Making Babies (Part 2) <small>May be omitted.</small> *	45-60 minutes
		Session 3: Menstruation *	45-60 minutes
Spring II	UKS2 Module 2, Unit 1	Session 1: Is God Calling You?	45-60 minutes
	UKS2 Module 2, Unit 2	Session 1: Under Pressure	45-60 minutes
		Session 2: Do You Want a Piece of Cake?	45-60 minutes
		Session 3: Self-Talk	45-60 minutes
Summer I	UKS2 Module 2, Unit 3	Session 1: Sharing Isn't Always Caring	45-60 minutes
		Session 2: Cyberbullying	45-60 minutes
		Session 3: Types of Abuse *	45-60 minutes
		Session 4: Impacted Lifestyles *	45-60 minutes
		Session 5: Making Good Choices	45-60 minutes
		Session 6: Giving Assistance	45-60 minutes
Summer II	UKS2 Module 3, Unit 1	Session 1: The Trinity	45-60 minutes
		Session 2: Catholic Social Teaching	45-60 minutes
	UKS2 Module 3, Unit 2	Session 1: Reaching Out	45-60 minutes

Session 1: I Am Unique



What happens in the sessions?

This session builds on the Unit 1 Gospel reflections on Jesus welcoming little children to Him, helping pupils to remember that they're all special because they are made and loved by God. Children will be encouraged to notice similarities and celebrate differences between fictional people and each other as things that make us unique and special.

What do children learn?


- That we are all unique, with individual gifts, talents and skills.

Suggested Home Activity

Make a family treasure box or time capsule. Find a box and collect things to put in it that you'd like to keep as mementoes for the future, e.g. first shoes, drawings, photos, crafts, favourite teddy/blankie. Perhaps take a family photo posed in the same place every year and keep them in the box. Your child might like to decorate this living piece of family history.

Breakdowns of lesson information with a guideline of what children will be learning.

Session 2: Girls and Boys



What happens in the sessions?

This session is all about celebrating our God-given bodies and the things they enable us to do! In an age-appropriate way, children will be encouraged to notice similarities and celebrate differences between girls and boys on physical, emotional and spiritual levels.


Parent note: Depending on the RSE Policy in your child's school, children may be taught the names of external body parts (genitalia). Your school will advise you if this is part of the teaching for your children.

What do children learn?

- Our bodies are good
- The names of the parts of our bodies. Children may be taught the names of 'private body parts' (genitalia) depending on the RSE Policy in your school
- Girls and boys have been created by God to be both similar and different – these differences are physical, emotional and spiritual and together make up the richness of the human family

Suggested Home Activity

Leaf through family photos and see if you can find family resemblances, either in looks or character. Discuss who else in the family has similar hair, eyes, allergies(!), or who makes everyone laugh, is as patient, likes music/dance/sports etc.



Important note: This session discusses sexual intimacy which is not part of the statutory curriculum. Schools have been advised to run this session only if it fulfils the schools' RSE Policy which will have been written in consultation with parents. This lesson upholds and supports the teaching of the Catholic Church on sex and marriage whilst also discussing other types of relationships. **The video content and follow-up activities are provided below so you can:**

- a) Decide if you want your children to take part in this session (if it is being led in school)
- b) Decide if you would like to lead this session with your child on your own (if it is not being led in school).

What happens in the sessions?

Previously in **Paradise Street**, Finn and Leyla asked questions about how babies are made and they learned about the different stages of life in the womb. At the end of the episode, Finn disarms his Dad with the question, "How did your sperm actually get inside Mum's body?" In this session, pupils will learn some key information and facts about sexual intercourse; the teaching is underpinned with the religious understanding that sexual intercourse is intended for married couples and has been designed by God.

What do children learn?

- Basic scientific facts about sexual intercourse between a man and woman
- The physical, emotional, moral and spiritual implications of sexual intercourse
- The Christian viewpoint that sexual intercourse should be saved for marriage

Suggested Home Activity

If you want to lead this session with your child at home, use the links below to watch the episode of **Paradise Street**, discuss it using the **Lucky Dip questions**, then watch **Delving Deeper into Paradise Street**.

Whether or not your child has taken part in this session at school, why not take a look at the 'Recipe for Love' worksheet and complete it with your child.

[Review the full session](#)

[Recipe for Love worksheet](#)

For lessons with more sensitive content, parents are able to review the full session by clicking on the links at the bottom of lesson page.





Session 2: Making Babies (Part 2)

Previously in "Paradise Street", Finn and Leyla asked questions about how babies are made and they learned about the different stages of life in the womb. At the end of the episode, Finn disarms his Dad with the question, "How did your sperm actually get inside Mum's body?" In this session, pupils will learn some key information and facts about sexual intercourse; the teaching is underpinned with the religious understanding that sexual intercourse is intended for married couples and has been designed by God.

Learning Objectives:

Pupils will learn:

- Basic scientific facts about sexual intercourse between a man and woman;
- The physical, emotional, moral and spiritual implications of sexual intercourse;
- The Christian viewpoint that sexual intercourse should be saved for marriage.

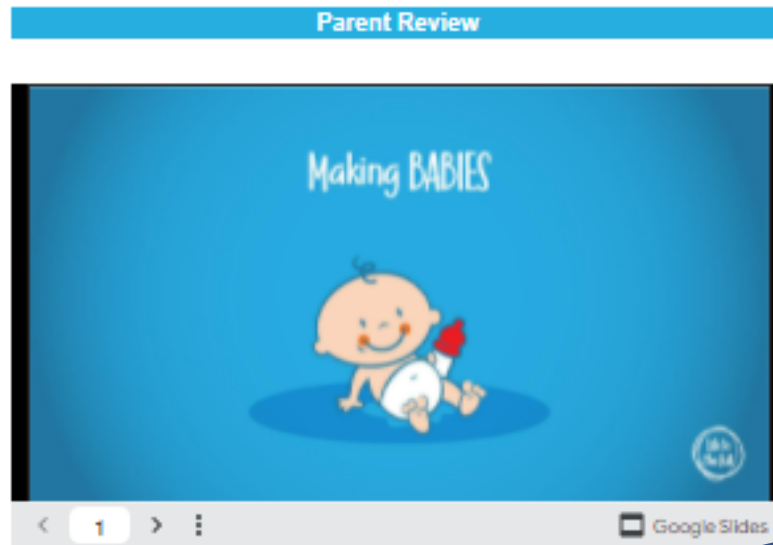
Success Criteria:

Pupils will engage with the film and discussion questions;

Pupils will successfully complete the appropriate section in "Module 1 Paradise Street Workbook".

Resource Materials:

- Presentation: Making Babies – Part 2
- Appendix 1: Lucky Dip Questions (Episode 10)
- Appendix 2: Life Before Birth
- Appendix 3: Marriage and Family Life – please note that the activity for this session is not included in the Module 1 Workbook.



[View Lesson Plan](#)
[View Worksheet 1](#)
[View Worksheet 2](#)

Lesson resources or worksheets are available to view.

Clicking through the lesson presentation PowerPoint allows parents to view any video content that may be shown in the lesson.

If you have any further questions regarding the implementation of the RHE programme in school, please do not hesitate to contact your child's class teacher.